



Statistics on Sexual and Reproductive Health Services

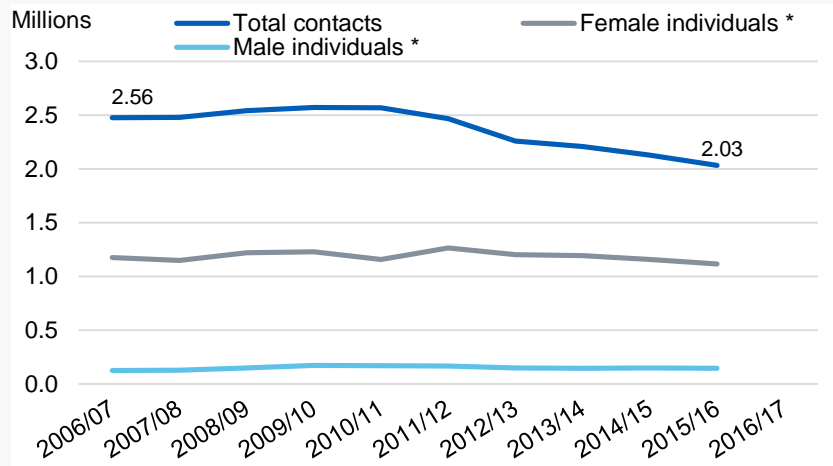
England: 2016/17

Overall contacts with SRH services

Overall contacts over time

There were 2.03 million contacts with dedicated SRH services made by 1.26 million individuals. This represented a decrease of 4% on the number of contacts in 2014/15 (2.13 million)¹.

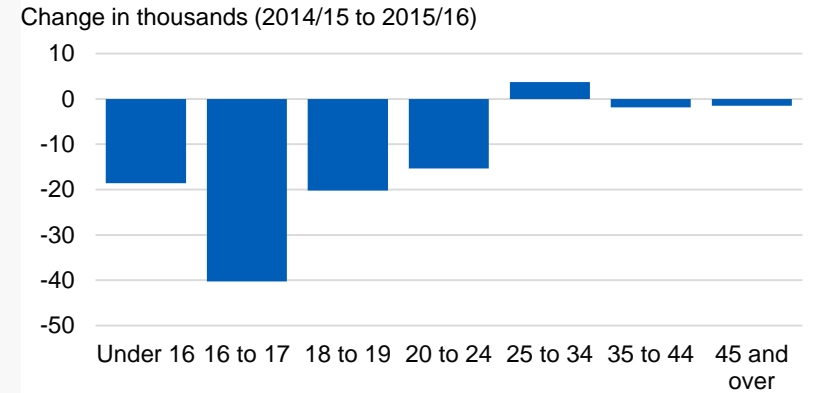
88% of individuals in 2015/16 were female..



Change in overall contacts by age group

Between 2014/15 and 2015/16, a fall in contacts from younger age groups (under 25), contributed a large proportion of the overall fall; 94,461 less contacts (-8%) from under 25 year olds.

This was mostly driven by a fall in contacts with a main method of contraceptive pill or male condom; 75,423 less contacts (-16%).



1) These changes are affected by the inclusion of some non-face to face contacts in the data from 2015/16. They accounted for 0.6 per cent of total contacts, so without their inclusion, the fall in contacts may be expected to be greater by up to 0.6 more percentage points (see Data Quality Statement for more information).

Likelihood of contact with an SRH service

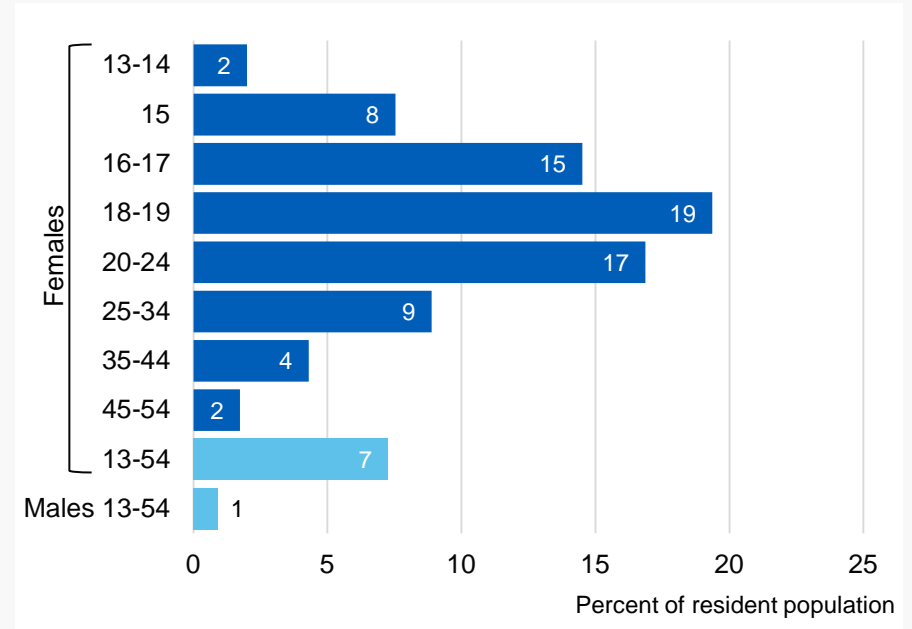
Likelihood of contact by age and gender

7% of females between the ages of 13 and 54 had at least one contact with an SRH service. For males in the same age group, 1% of the resident population had at least one contact.

The likelihood of a female contacting a service varies between ages.

Females aged 18 to 19 were most likely to use a service, with 19 per cent having at least one contact, though this has fallen from 21 per cent in 2014/15.

8 per cent of females aged 15 and 2 per cent of females aged 13 to 14 had at least one contact. This equates to 4 per cent of females aged 13 to 15.

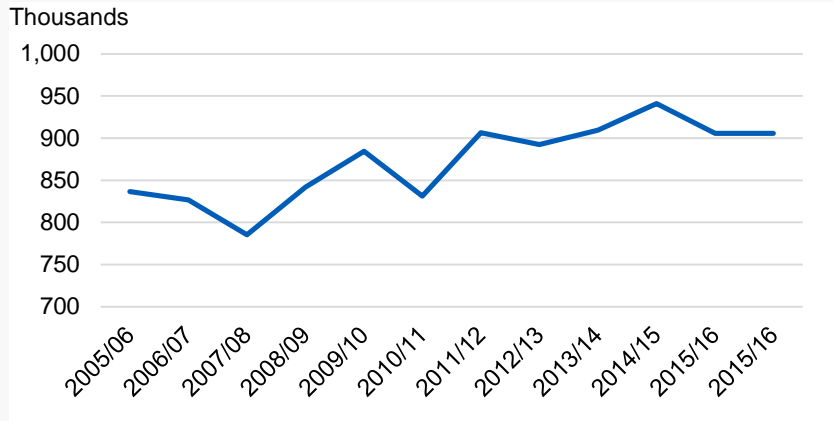


Contacts with SRH services for reasons of contraception

Females contacting SRH services for reasons of contraception, by year¹

During 2015/16, over 900 thousand females contacted SRH services on one or more occasions for reasons of contraception.

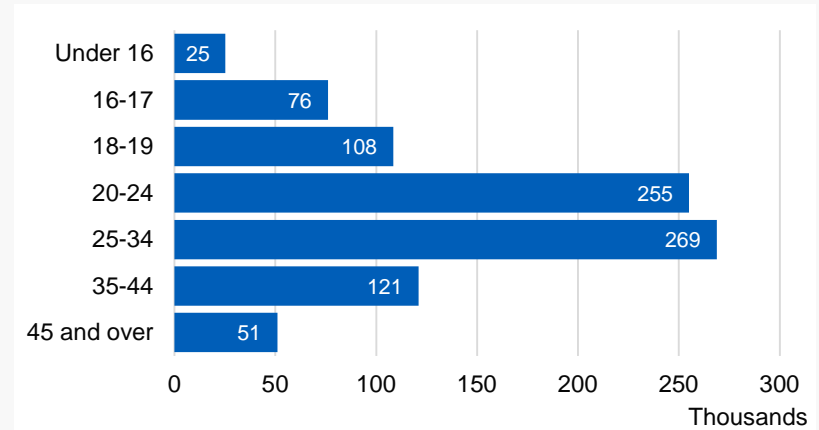
This is x% more than 2005/06 but x% less than 2014/15.



Females contacting SRH services for reasons of contraception, by age¹

58 per cent of females (523,835) were aged between 20 and 34.

3 per cent (25,277) were aged under 16.



1) Excluding where only advice was given.